

16 Nancy Cato Street Franklin ACT 2913

🚗 4 🚲 2 🚗 2

📏 Land: 450m²

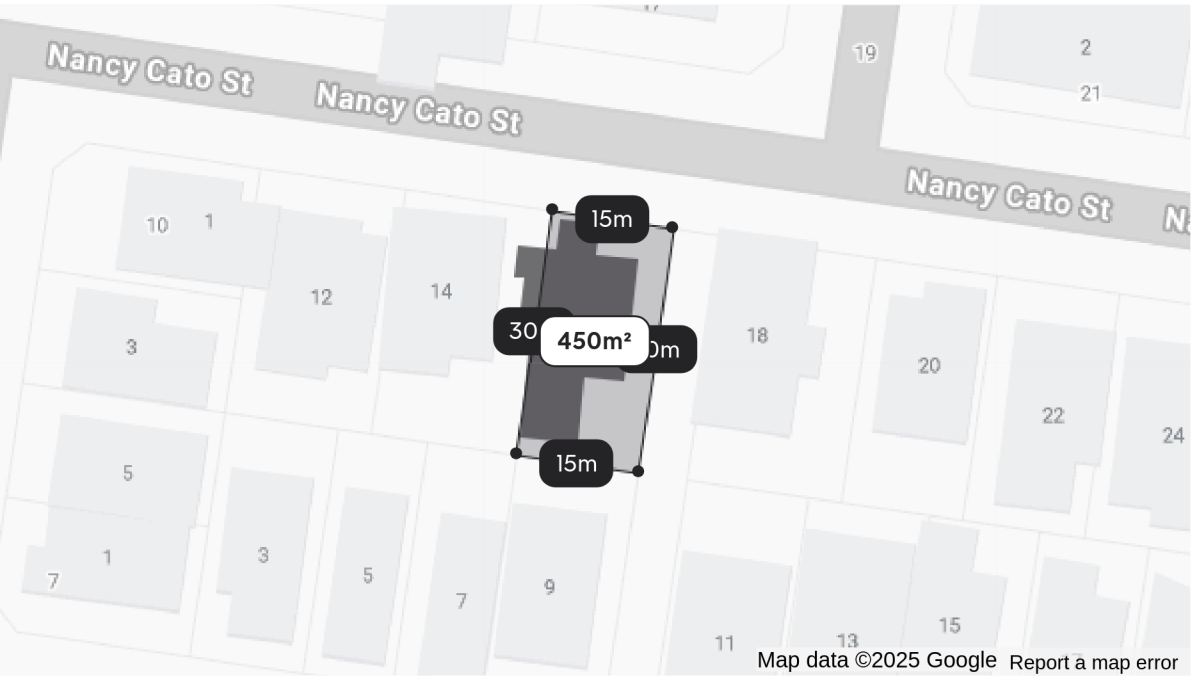
House | Plan: 15 | Lot: 24

Melissa Martin-Smith
Canberry Properties

0412 765 198
melissa@canberryproperties.com.au



TARGET PROPERTY



Measurements are estimates only. Data provided under licence from © Geoscape Australia 2022.

Property history

Date	Price	Event Type	Days Listed
NOW	Auction on Site	Active	
10/11/2022	\$730 per week**	Leased	34 days



SOLD PROPERTIES



28 Christina Stead Street

Franklin ACT 2913

🚗 4 🏠 3 🚲 2 🏠 Land: 543m² 🏠 Floor: 252m²

Price / m² \$2,200 Year built -
Distance 0.5km Property type House

\$1,195,000.

Last sold 29 Apr 2025

41 days on site



2 Newell Street

Franklin ACT 2913

🚗 4 🏠 2 🚲 2 🏠 Land: 387m² 🏠 Floor: 241m²

Price / m² \$2,583 Year built 2008
Distance 0.4km Property type House

\$1,000,000.

Last sold 02 May 2025

58 days on site



16 Ellinor Walker Street

Franklin ACT 2913

🚗 4 🏠 2 🚲 2 🏠 Land: 562m² 🏠 Floor: 250m²

Price / m² \$2,090 Year built -
Distance 0.1km Property type House

\$1,175,000

Last sold 29 Mar 2025

24 days on site



6 Hesba Brinsmead Street

Franklin ACT 2913

🚗 4 🏠 2 🚲 2 🏠 Land: 404m² 🏠 Floor: 203m²

Price / m² \$2,539 Year built -
Distance 0.9km Property type House

\$1,026,000

Last sold 15 Feb 2025

18 days on site



9 Eve Langley Street

Franklin ACT 2913

4 2 2 Land: 499m² Floor: 226m²

Price / m² \$2,141

Year built -

Distance 1.4km

Property type House

\$1,068,500.

Last sold 16 Jun 2025

26 days on site



MARKET INSIGHTS - SALES

Understanding the current market relating to your property. Sourced by PropTrack and realestate.com.au.

Franklin market snapshot in the last 12 months

For 4 bed houses in Franklin. Trend data is calculated based on a rolling twelve month period.

Median sale price

\$1.2m

↑ Up 8.8% from this time last year

Sold volume

34

↑ Up 47.8% from this time last year

Price growth

8.8%

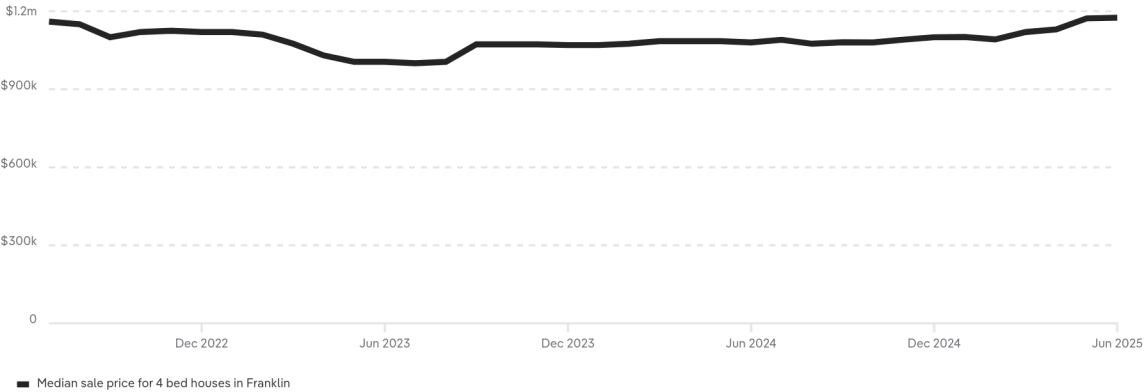
Median days on market

28 days

↓ Down 34.9% from this time last year

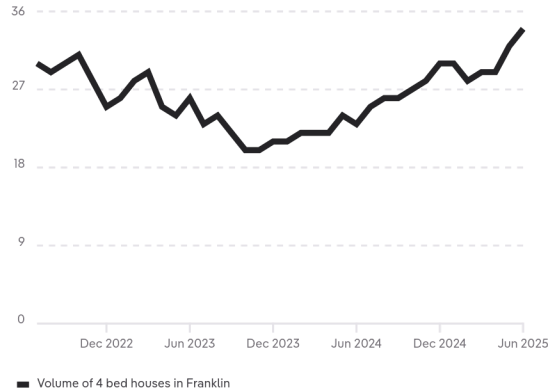
Median sale price - 3 year trend

Showing the median sale price of 4 bed houses in Franklin



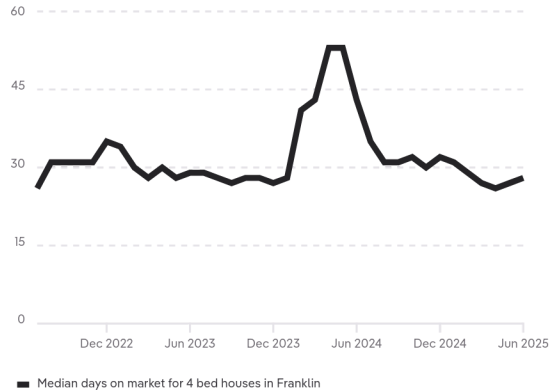
Properties sold - 3 year trend

Showing how many 4 bed houses in Franklin have sold



Median days on market - 3 year trend

Showing how long it takes 4 bed houses in Franklin to sell





Demand for similar properties

Market activity on realestate.com.au for 4 bed houses in Franklin

Potential buyers

120

↓ Down 33.3% from this time last week

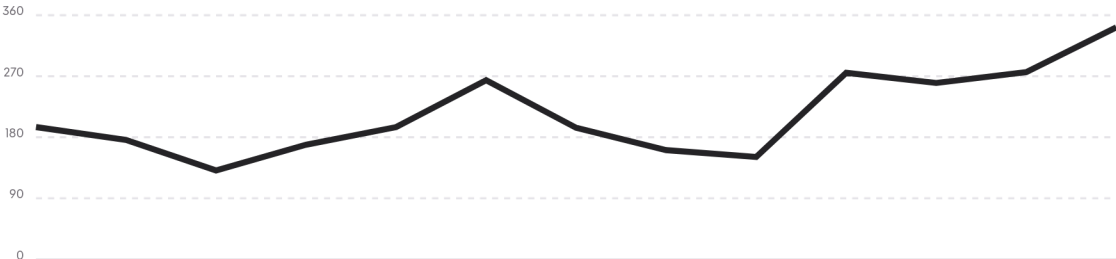
Similar for sale

4

↓ Down 42.9% from this time last week

Potential buyers

Showing the number of people who are seriously interested in listings for 4 bed houses in Franklin on realestate.com.au



Similar properties for sale



Potential buyers calculation - People demonstrate serious interest on realestate.com.au with sales listings through a combination of high buyer-specific behaviour. Behaviour includes actions like saving a property, sending enquiries, contacting agents or saving inspection times over multiple visits and days. The number of potential buyers is determined by aggregating both MyREA members and anonymous users, and takes into account usage of multiple devices by the same user.



COPYRIGHT AND LEGAL DISCLAIMERS ABOUT PROPERTY DATA

Some of the information displayed in this document is based on historical and current data supplied to Proptrack Pty Ltd by third parties including State government agencies. Proptrack does not make any warranty as to the accuracy, completeness or reliability of the information or accept any liability arising in any way from any omissions or errors in this information. The information should not be regarded as advice or relied upon by your or any other person and Proptrack recommends that you seek professional advice before making any property decisions.

Australian Capital Territory Data

The Territory Data is the property of the Australian Capital Territory. No part of it may in any form or by any means (electronic, mechanical, microcopying, photocopying, recording or otherwise) be reproduced, stored in a retrieval system or transmitted without prior written permission. Enquiries should be directed to: Director, Customer Services, ACT Planning and Land Authority, GPO Box 1908, Canberra ACT 2601.

*Agent supplied: This price is currently unconfirmed and will be updated once verified against our other data sources.

**Leased price refers to the listed rental price when the property was marked as leased on realestate.com.au.

