

1 CYPRESS POINT RETREAT CONNOLLY WA 6027

Prepared on 14th November 2024



Patrick Leclezio
CAPORN YOUNG ESTATE AGENTS PTY

19-21 Queen Victoria St
FREMANTLE WA 6160

m: 0437600392

patrickl@cyproperty.com.au

Subject Property

1 CYPRESS POINT RETREAT CONNOLLY WA 6027

5 3 3 999m² 290m²



Your Property History

- 14 Nov, 2024 - Listed for sale as New To Market
- 26 Mar, 1998 - Sold for \$160,000
- 28 Aug, 1995 - Sold for \$145,000
- 20 Sep, 1992 - Sold for \$104,000
- 1 Jan, 1989 - Sold for \$65,000

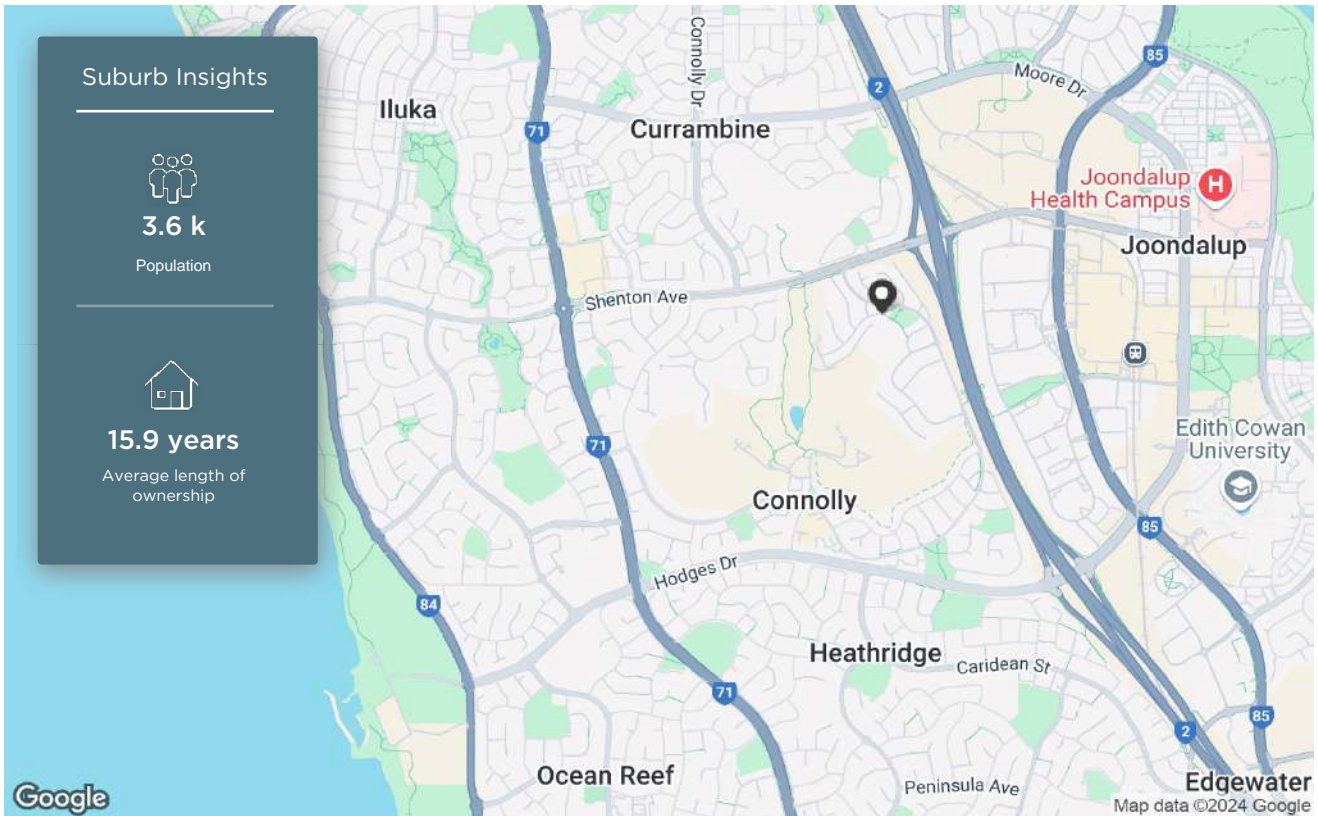


Introducing Patrick Leclezio

A natural relationship builder with a background in logistics, dentistry, and medical research, Patrick is passionate about helping people achieve their real estate goals. Working with enthusiasm and care in everything he does, Patrick has developed a reputation for exceptional results. He is fully committed to his clients and works strategically to get them the best possible outcome.

Connolly

Demographic

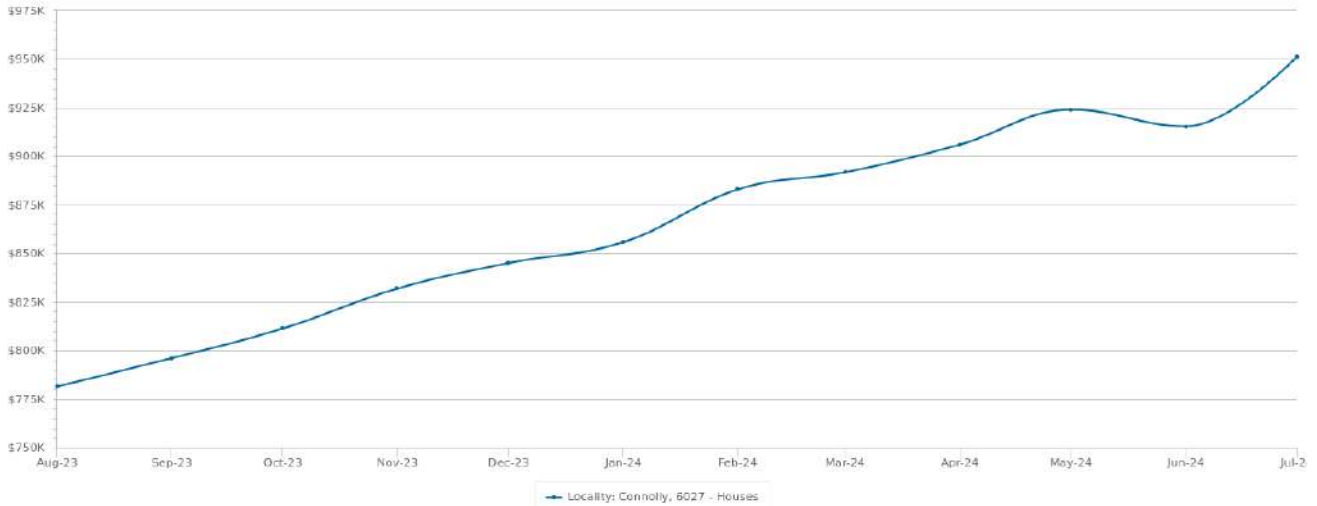


The size of Connolly is approximately 2.9 square kilometres. It has 9 parks covering nearly 45.2% of total area. The population of Connolly in 2011 was 3,616 people. By 2016 the population was 3,639 showing a population growth of 0.6% in the area during that time. The predominant age group in Connolly is 50-59 years. Households in Connolly are primarily couples with children and are likely to be repaying \$3000 - \$3999 per month on mortgage repayments. In general, people in Connolly work in a professional occupation. In 2011, 83.7% of the homes in Connolly were owner-occupied compared with 84.2% in 2016. Currently the median sales price of houses in the area is \$938,000.

HOUSEHOLD STRUCTURE		HOUSEHOLD OCCUPANCY		HOUSEHOLD INCOME		AGE	
TYPE	%	TYPE	%	TYPE	%	TYPE	%
Childless Couples	38.5	Owns Outright	35.7	0-15.6K	1.7	0-9	9.3
Couples with Children	51.1	Purchaser	48.5	15.6-33.8K	8.0	10-19	15.2
Single Parents	10.1	Renting	14.4	33.8-52K	9.5	20-29	11.4
Other	1.4	Other	0.2	52-78K	9.6	30-39	8.2
		Not Stated	1.0	78-130K	20.6	40-49	15.1
				130-182K	16.6	50-59	18.9
				182K+	20.3	60-69	13.5
						70-79	5.5
						80-89	2.7
						90-99	0.2

Recent Market Trends

Median Value - 12 Months (House)

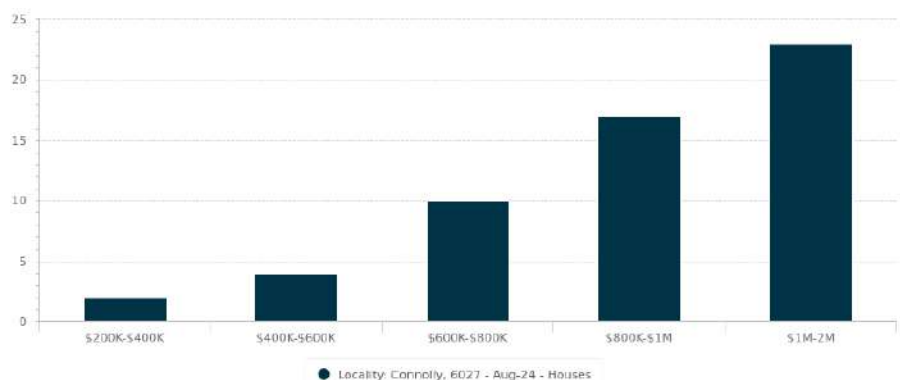


Statistics are calculated at the end of the displayed month

PERIOD	PROPERTIES SOLD	MEDIAN VALUE	GROWTH	DAYS ON MARKET	LISTINGS	ASKING RENT
Aug 2024	-	-	-	-	-	-
Jul 2024	4	\$951,333	3.9% ▲	9	6	\$775
Jun 2024	2	\$915,375	-0.9% ▼	10	5	\$745
May 2024	4	\$924,042	2.0% ▲	10	4	\$720
Apr 2024	3	\$906,058	1.6% ▲	11	9	\$700
Mar 2024	7	\$891,782	1.0% ▲	11	12	\$675
Feb 2024	8	\$882,917	3.2% ▲	11	11	\$672
Jan 2024	4	\$855,721	1.3% ▲	11	7	\$660
Dec 2023	3	\$844,977	1.6% ▲	11	7	\$650
Nov 2023	6	\$831,840	2.5% ▲	13	12	\$635
Oct 2023	7	\$811,235	1.9% ▲	14	14	\$620
Sep 2023	5	\$795,971	1.9% ▲	13	15	\$610

Sales by Price - 12 months (House)

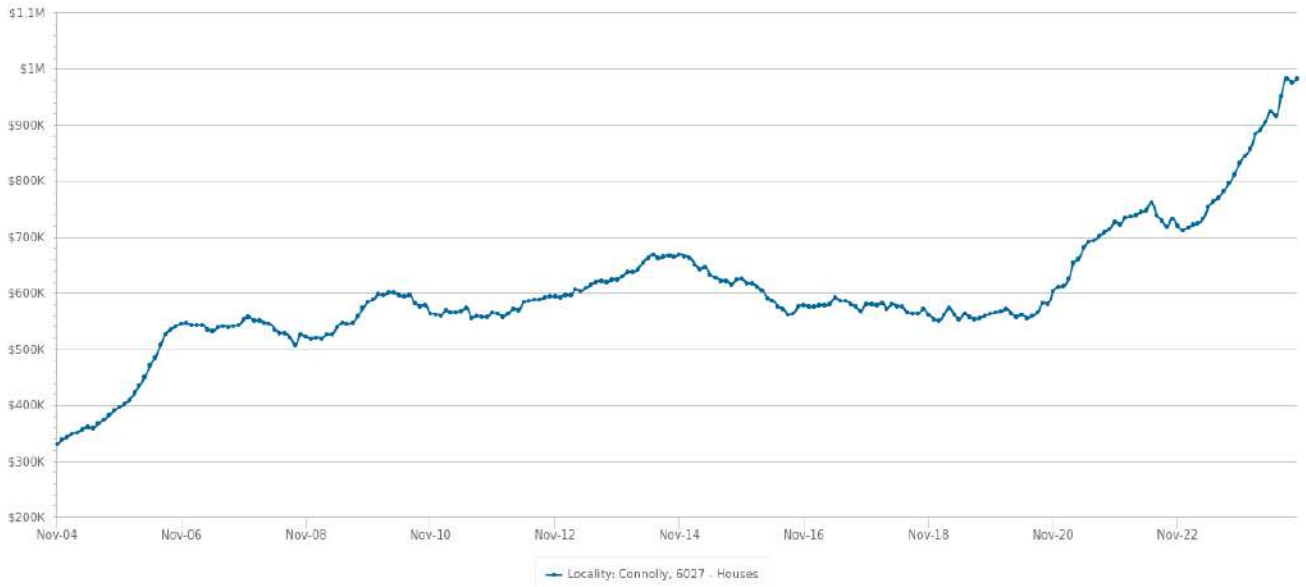
PRICE	NUMBER
<200K	0
\$200K-\$400K	2
\$400K-\$600K	4
\$600K-\$800K	10
\$800K-\$1M	17
\$1M-\$2M	23
>2M	0



Statistics are calculated over a rolling 12 months period

Long Term Market Trends

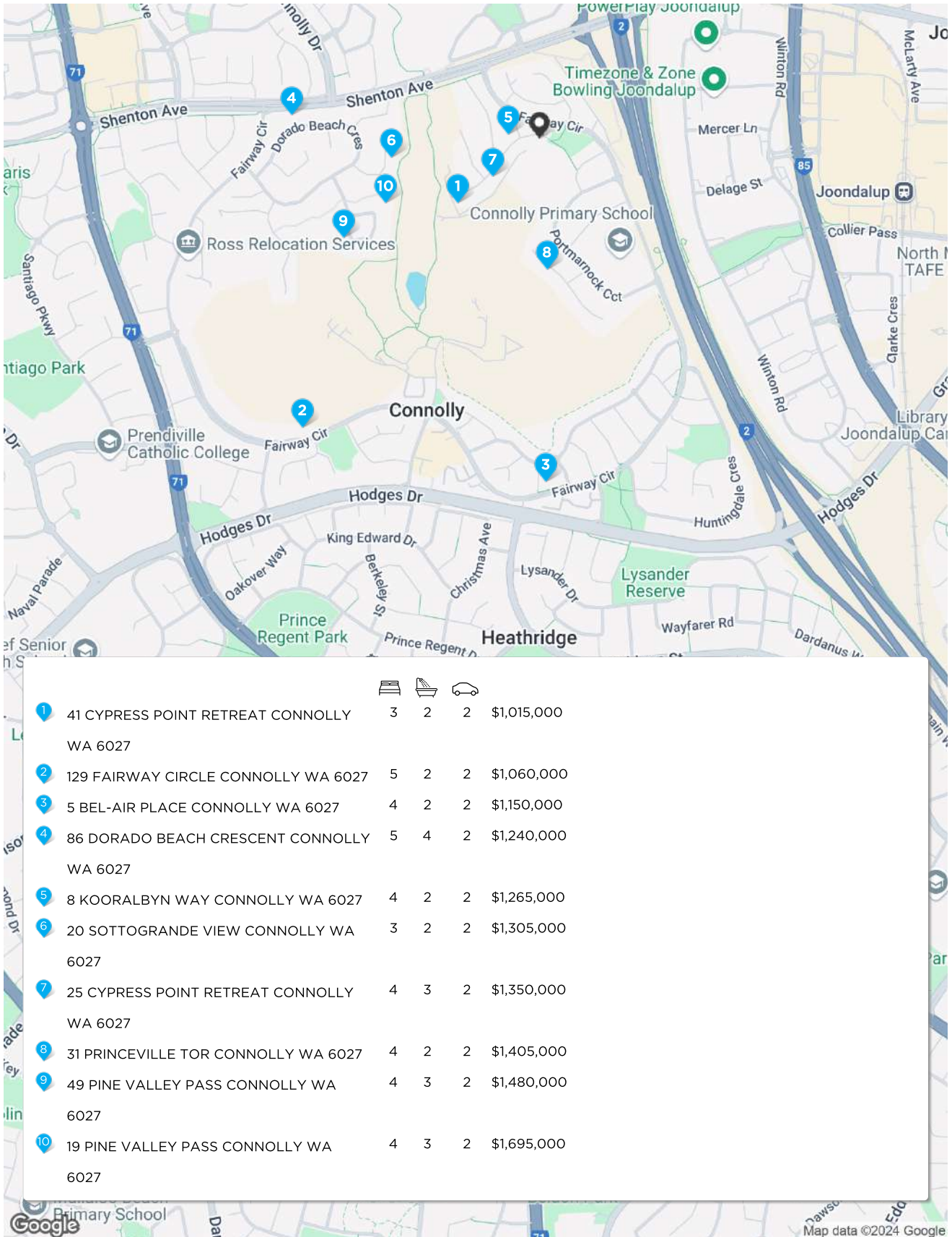
Median Value - 20 Years (House)



Statistics are calculated at the end of the displayed month

PERIOD	PROPERTIES SOLD	MEDIAN VALUE	GROWTH	DAYS ON MARKET	LISTINGS	ASKING RENT
2024	56	\$983,234	21.2% ▲	10	49	\$800
2023	62	\$811,235	10.6% ▲	13	62	\$620
2022	72	\$733,175	2.7% ▲	15	75	\$650
2021	85	\$714,161	23.0% ▲	21	87	\$570
2020	47	\$580,673	3.7% ▲	39	79	\$540
2019	45	\$559,875	-2.2% ▼	48	84	\$450
2018	48	\$572,290	0.8% ▲	66	85	\$480
2017	43	\$567,968	-1.5% ▼	41	78	\$450
2016	36	\$576,362	-7.5% ▼	45	77	\$500
2015	61	\$623,391	-6.1% ▼	65	96	\$510
2014	63	\$663,664	6.4% ▲	32	101	\$570
2013	61	\$623,556	5.0% ▲	41	84	\$550
2012	63	\$593,609	6.7% ▲	54	100	\$520
2011	63	\$556,570	-3.8% ▼	79	123	\$510
2010	66	\$578,492	1.0% ▲	67	119	\$500
2009	62	\$572,706	8.8% ▲	51	107	\$472
2008	55	\$526,258	-2.9% ▼	71	123	\$420
2007	60	\$541,861	0.4% ▲	56	102	\$377
2006	104	\$539,875	38.5% ▲	34	104	\$300
2005	105	\$389,725	21.6% ▲	42	126	\$300

Map: Comparable Sales



* This data point was edited by the author of this CMA and has not been verified by CoreLogic

Comparable Sales

1 41 CYPRESS POINT RETREAT CONNOLLY WA Sold Price \$1,015,000
6027
3 2 2 875m² 122m²

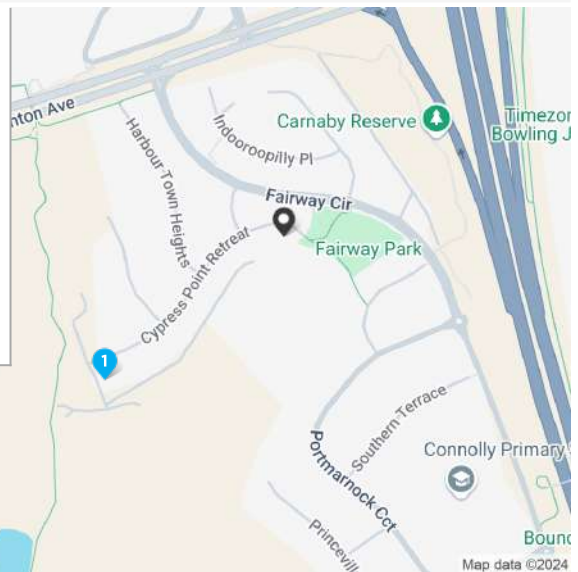


Notes from your agent

3 bed 2 bath two-storey house on smaller block at the other end of Cypress Point Retreat Interior house (dated, lots of exposed brick). Includes half tennis court although it's not well maintained. Sold December 2023 (median house price in Connolly has increased by ~20% since)

Property Insights

Sold Date	18-Dec-23	Distance	0.35km
DOM	37 days	Year Built	1991
First Listing	From \$979,000.00		
Last Listing	UNDER OFFER!!!		



RS = Recent sale UN = Undisclosed Sale * This data point was edited by the author of this CMA and has not been verified by CoreLogic

Comparable Sales

2 129 FAIRWAY CIRCLE CONNOLLY WA 6027

Sold Price

\$1,060,000

5 2 2 829m² 286m²


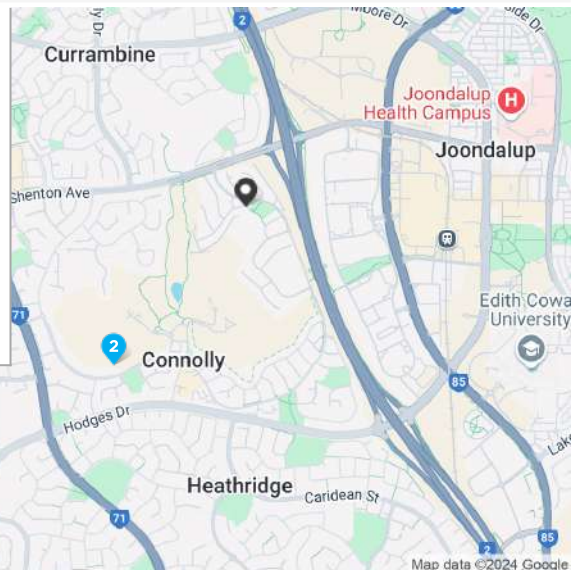


Notes from your agent

On a busier road, facing north onto golf course, smaller block, two-storeys, sold over 1 year ago (median house price in Connolly has increased by ~20% since)

Property Insights

Sold Date	12-Nov-23	Distance	1.26km
DOM	51 days	Year Built	1994
First Listing	GRAND OPENING THIS WEEKEND!		
Last Listing	UNDER OFFER		



RS = Recent sale UN = Undisclosed Sale * This data point was edited by the author of this CMA and has not been verified by CoreLogic

Comparable Sales

3 5 BEL-AIR PLACE CONNOLLY WA 6027

Sold Price

\$1,150,000

4 2 2 960m² 183m²

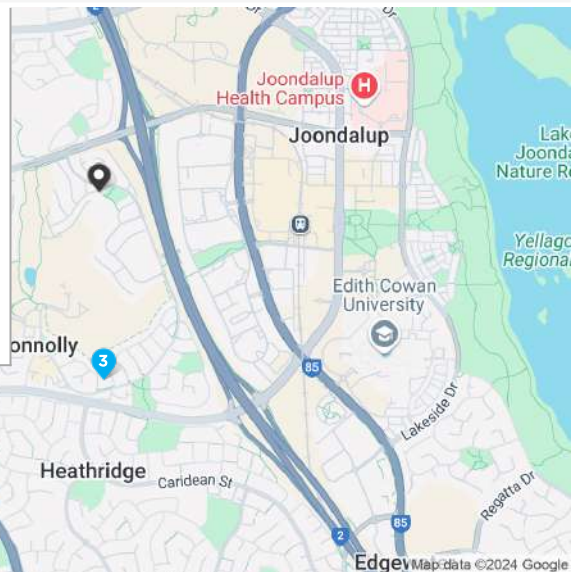


Notes from your agent

Similar size block with similar style single level house (but smaller) & pool. End of cul-de-sac but no views and backing on to Fairway Circuit (busy road).

Property Insights

Sold Date	25-Jun-24	Distance	1.16km
DOM	30 days	Year Built	1985
First Listing	From \$1.1m		
Last Listing	UNDER OFFER BY WAYNE CARROLL		



RS = Recent sale UN = Undisclosed Sale * This data point was edited by the author of this CMA and has not been verified by CoreLogic

Comparable Sales

4 86 DORADO BEACH CRESCENT CONNOLLY WA Sold Price \$1,240,000
 6027
 5 4 2 700m² 296m²

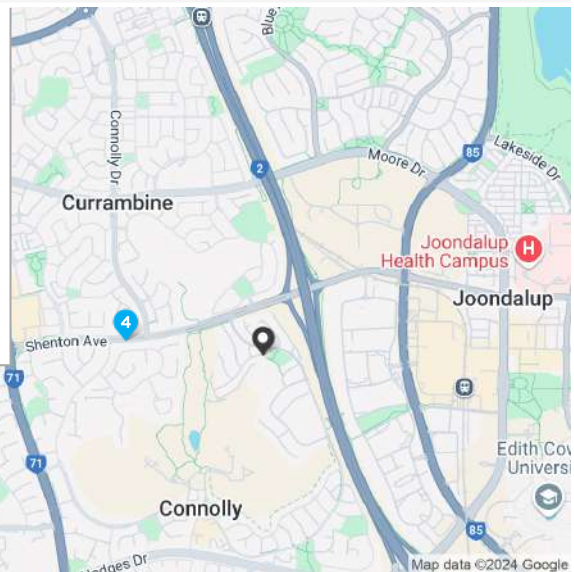


Notes from your agent

5 bed, 4 bath, ocean glimpses from 2nd storey balcony, backing on to Shenton Ave (busy road)

Property Insights

Sold Date	11-Aug-24	Distance	0.83km
DOM	4 days	Year Built	1993
First Listing	Low to Mid \$1Mil's		
Last Listing	Under Contract		



RS = Recent sale UN = Undisclosed Sale * This data point was edited by the author of this CMA and has not been verified by CoreLogic

Comparable Sales

5 8 KOORALBYN WAY CONNOLLY WA 6027

Sold Price

\$1,265,000

4 2 2 802m² 251m²

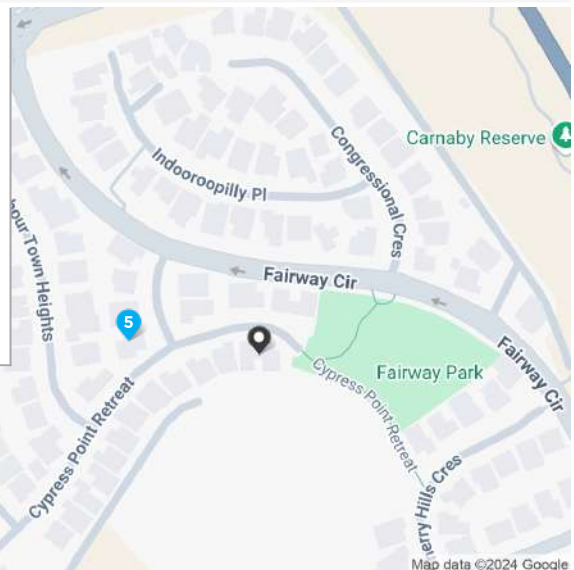


Notes from your agent

Nearby smaller home across the street on corner of Cypress & Kooralbyn. No views (1 house back from golf course), modern kitchen, spa & pool.

Property Insights

Sold Date	07-May-24	Distance	0.1km
DOM	26 days	Year Built	1991
First Listing	Offers over \$1.1m		
Last Listing	Offers over \$1.190,000m		



RS = Recent sale UN = Undisclosed Sale * This data point was edited by the author of this CMA and has not been verified by CoreLogic

Comparable Sales

6 20 SOTTOGRANDE VIEW CONNOLLY WA 6027 **Sold Price** **\$1,305,000**

3 2 2 718m² 148m²

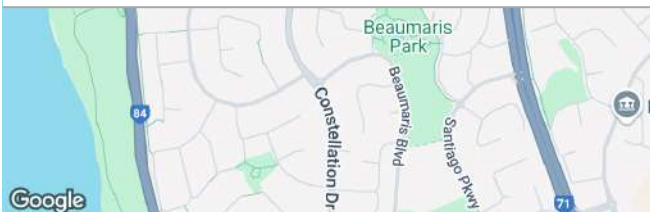
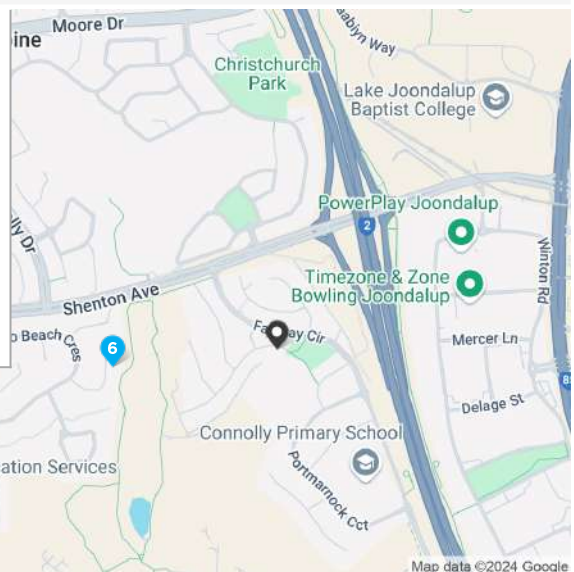


Notes from your agent

Smaller 3 bed 2 bath, looking east over golf course, great views, single storey, dated interior, with central swimming pool, on smaller block.

Property Insights

Sold Date	23-Jul-24	Distance	0.5km
DOM	76 days	Year Built	1995
First Listing	Offers Over \$1Mil		
Last Listing	Offers Over \$1Mil		



RS = Recent sale UN = Undisclosed Sale * This data point was edited by the author of this CMA and has not been verified by CoreLogic

Comparable Sales

7 25 CYPRESS POINT RETREAT CONNOLLY WA Sold Price \$1,350,000
6027
4 3 2 678m² 247m²

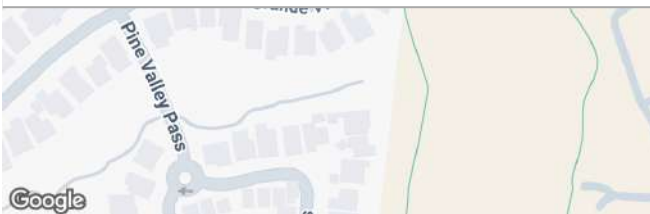
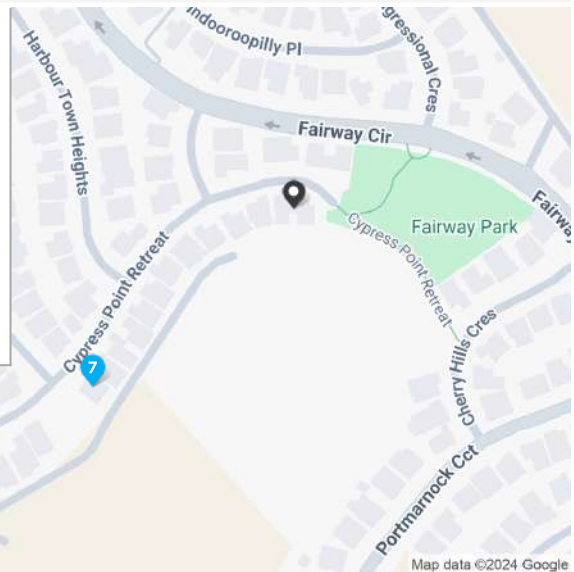


Notes from your agent

Two-storey smaller home on much smaller block, backing on to golf course. Modern kitchen. Views and outlook inferior

Property Insights

Sold Date	06-Mar-24	Distance	0.2km
DOM	28 days	Year Built	1991
First Listing	Under Offer!		
Last Listing	Under Offer!		



RS = Recent sale UN = Undisclosed Sale * This data point was edited by the author of this CMA and has not been verified by CoreLogic

Comparable Sales

8 31 PRINCEVILLE TOR CONNOLLY WA 6027

Sold Price

\$1,405,000

4 2 2 590m² 263m²

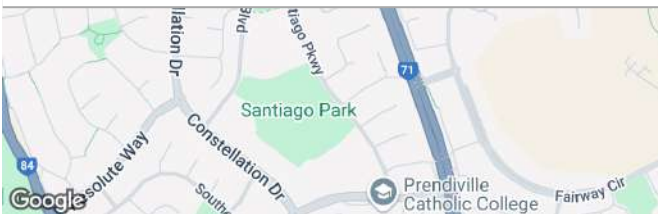
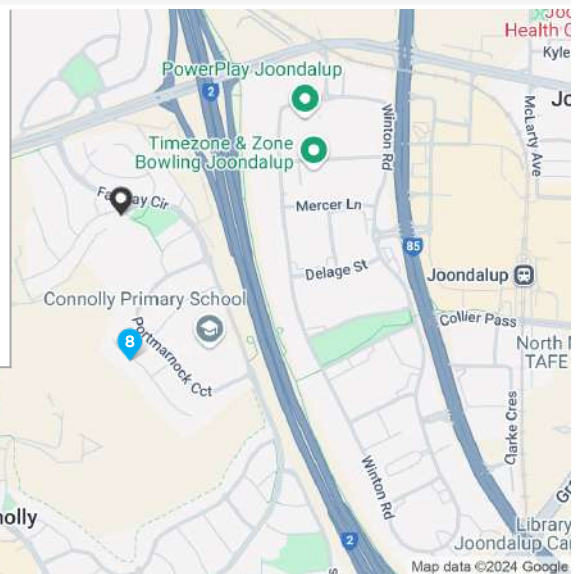


Notes from your agent

Renovated, well-presented single storey house on much smaller block with great views looking southwest over the golf course

Property Insights

Sold Date	11-Aug-24	Distance	0.45km
DOM	51 days	Year Built	1993
First Listing	ALL OFFERS BY 19TH AUGUST (unless sold prior)		
Last Listing	UNDER OFFER		



RS = Recent sale UN = Undisclosed Sale * This data point was edited by the author of this CMA and has not been verified by CoreLogic

Comparable Sales

9 49 PINE VALLEY PASS CONNOLLY WA 6027

Sold Price

\$1,480,000

4 3 2 694m² 342m²

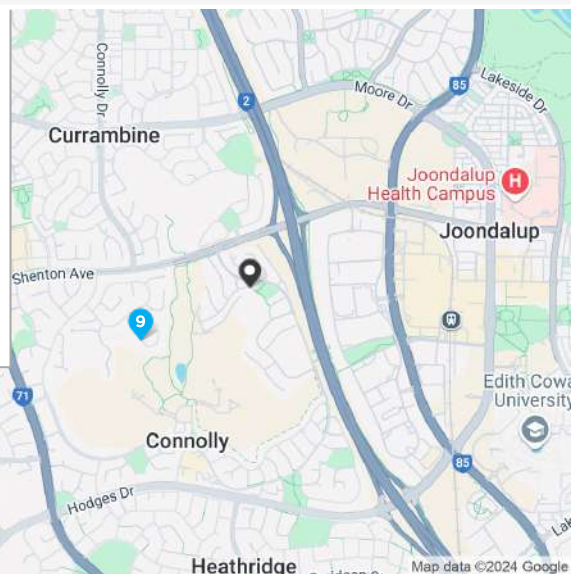


Notes from your agent

Two-storey house with grand portico and foyer with columns, on loop street, looking west over golf course

Property Insights

Sold Date	09-Feb-24	Distance	0.74km
DOM	94 days	Year Built	2006
First Listing	From \$1,500,000		
Last Listing	Contact Agent		



RS = Recent sale UN = Undisclosed Sale * This data point was edited by the author of this CMA and has not been verified by CoreLogic

Comparable Sales

10 19 PINE VALLEY PASS CONNOLLY WA 6027

Sold Price

\$1,695,000

4 3 2 707m² 325m²

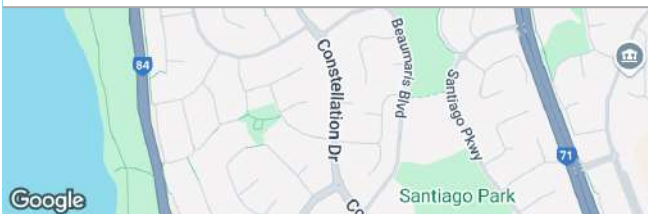
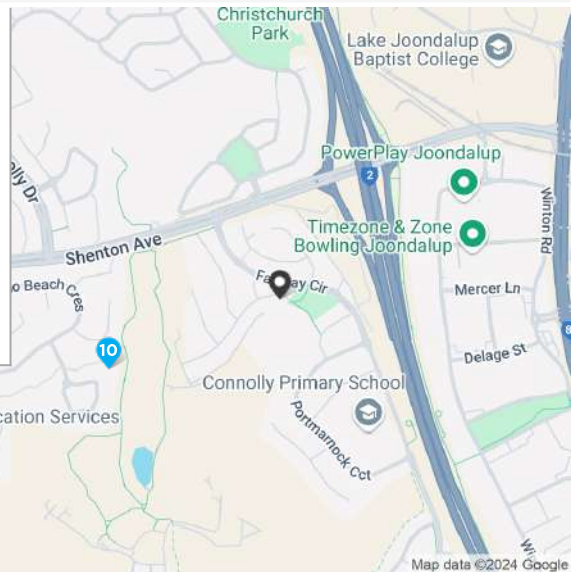


Notes from your agent

Two-storey house with grand portico and foyer with columns, on loop street, looking east over golf course

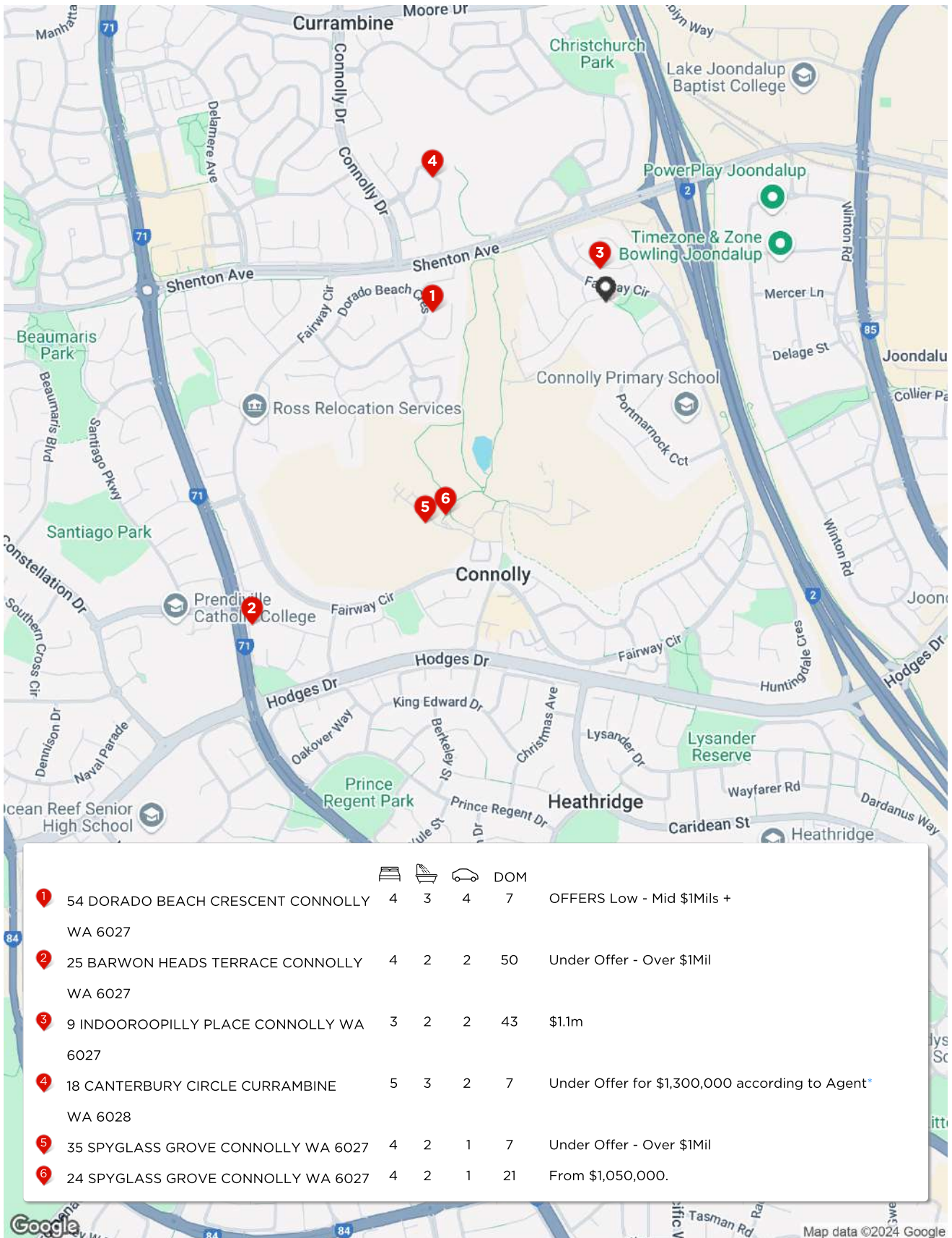
Property Insights

Sold Date	06-Aug-24	Distance	0.56km
DOM	16 days	Year Built	1997
First Listing	All Offers Presented!		
Last Listing	All Offers Presented!		



RS = Recent sale UN = Undisclosed Sale * This data point was edited by the author of this CMA and has not been verified by CoreLogic

Map: Surrounding Listings



* This data point was edited by the author of this CMA and has not been verified by CoreLogic

Surrounding Listings

1 54 DORADO BEACH CRESCENT CONNOLLY WA 6027



4 3 4 681m² 258m²
 Year Built 2004 DOM 7 days
 Listing Date 07-Nov-24 Distance 0.58km
 Listing Price OFFERS Low - Mid \$1Mils +

2 25 BARWON HEADS TERRACE CONNOLLY WA 6027



4 2 2 838m² 199m²
 Year Built 1989 DOM 50 days
 Listing Date 25-Sep-24 Distance 1.62km
 Listing Price Under Offer - Over \$1Mil

3 9 INDOORROOPILLY PLACE CONNOLLY WA 6027



3 2 2 770m² 148m²
 Year Built 1990 DOM 43 days
 Listing Date 02-Oct-24 Distance 0.1km
 Listing Price \$1.1m

4 18 CANTERBURY CIRCLE CURRAMBINE WA 6028



5 3 2 713m² 306m²
 Year Built 1992 DOM 7 days
 Listing Date 27-Sep-24 Distance 0.71km
 Listing Price Under Offer for \$1,300,000 according to Agent*

Notes from your agent

Under offer for \$1,300,000, no golf course views, 1 house back from golf course,

Surrounding Listings

5 35 SPYGLASS GROVE CONNOLLY WA 6027



4 2 1 282m² 155m²
 Year Built 1995 DOM 7 days
 Listing Date 23-Oct-24 Distance 0.97km
 Listing Price Under Offer - Over \$1Mil

6 24 SPYGLASS GROVE CONNOLLY WA 6027



4 2 1 317m² 162m²
 Year Built 1995 DOM 21 days
 Listing Date 24-Oct-24 Distance 0.9km
 Listing Price From \$1,050,000.

DOM = Days on market * This data point was edited by the author of this CMA and has not been verified by CoreLogic

Disclaimer

Information contained within this product includes or is derived from the location information data licensed from Western Australian Land Information Authority (WALIA) (2024) trading as Landgate. Copyright in the location information data remains with WALIA. WALIA does not warrant the accuracy or completeness of the location information data or its suitability for any particular purpose.

The Appraisal Amount contained in the report may have been manually provided by the Agent; or may be based on an automated valuation model estimate provided by CoreLogic ('AVM Estimated Value'). AVM Estimated Values are current at the date of the publication only. It is computer generated and is not a professional appraisal of the subject property and should not be relied upon in lieu of appropriate professional advice. The accuracy of the methodology used to develop the AVM Estimated Value, the existence of the subject property, and the accuracy of the AVM Estimated Value and all rule sets provided are estimates based on available data and are not guaranteed or warranted. CoreLogic excludes all liability for any loss or damage arising in connection with the Appraisal Amount and/or AVM Estimated Value.

Whilst all reasonable effort is made to ensure the information in this publication is current, CoreLogic does not warrant the accuracy or completeness of the data and information contained in this publication and to the full extent not prohibited by law excludes all for any loss or damage arising in connection with the data and information contained in this publication.